

## Consolidated Statement of Financial Position

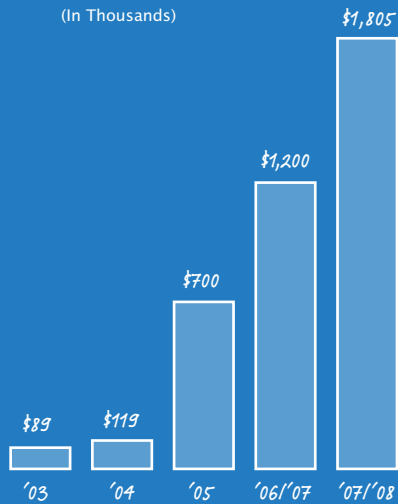
As of June 30, 2008	EMpower US	EMpower UK	Total FY 2008	Total FY 2007
<b>Assets</b>				
Cash and Cash Equivalents	\$ 887,184	\$443,462	\$1,330,646	\$ 933,038
Accounts Receivable	160,320	127,443	287,763	—
Unconditional Promises to Give				
Unrestricted	—	—	—	16,977
Restricted to Future Programs/Periods	953,347	—	953,347	76,100
Prepaid Expenses	15,941	—	15,941	8,965
Property, Equipment and Website, at Cost, Net of Accumulated Depreciation and Amorts	35,701	—	35,701	—
Security Deposit	6,375	—	6,375	—
<b>Total Assets</b>	<b>\$2,058,868</b>	<b>\$570,905</b>	<b>\$2,629,773</b>	<b>\$1,035,080</b>
<b>Liabilities and Net Assets</b>				
Accounts Payable and Accrued Expenses	\$ 82,090	\$160,320	\$ 242,410	\$ 46,523
Grants Payable	519,150	448,000	967,150	310,895
<b>Total Liabilities</b>	<b>601,240</b>	<b>608,320</b>	<b>1,209,560</b>	<b>357,418</b>
Commitments				
<b>Net Assets</b>				
Unrestricted	(200,143)	(37,415)	(237,558)	461,452
Temporarily Restricted	1,657,771	—	1,657,771	216,210
<b>Total Net Assets</b>	<b>1,457,628</b>	<b>(37,415)</b>	<b>1,420,213</b>	<b>677,662</b>
<b>Total Liabilities and Net Assets</b>	<b>\$2,058,868</b>	<b>\$570,905</b>	<b>\$2,629,773</b>	<b>\$1,035,080</b>

## Consolidated Statement of Activities

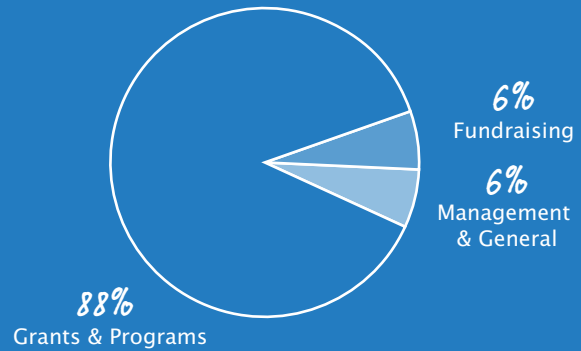
Year Ended June 30, 2008	EMpower US	EMpower UK	Total FY 2008	Total FY 2007
<b>Changes in Unrestricted Net Assets</b>				
Support and Revenue				
Contributions	\$1,242,747	\$ 441,041	\$ 1,683,788	\$ 1,923,601
Event Income	23,875	—	23,875	67,902
Less: Direct Event Expenses	(8,097)	—	(8,097)	(8,061)
Donated Services	35,040	—	35,040	65,000
Grant Administrative Fee	151,627	—	151,627	—
Interest	7,414	7,726	15,140	10,359
	1,452,606	448,767	1,901,373	2,058,801
Net Assets Released from Restrictions	66,944	—	66,944	—
<b>Total Unrestricted Support and Revenue</b>	<b>1,519,550</b>	<b>448,767</b>	<b>1,968,317</b>	<b>2,058,801</b>
Expenses				
Program Services	1,761,480	991,754	2,753,234	1,688,993
Supporting Services				
Management and General	168,000	16,722	184,722	133,815
Fundraising	193,842	—	193,842	128,032
<b>Total Expenses</b>	<b>2,123,322</b>	<b>1,008,476</b>	<b>3,131,798</b>	<b>1,950,840</b>
<b>Increase (Decrease) in Unrestricted Net Assets</b>	<b>\$ (603,772)</b>	<b>\$ (559,709)</b>	<b>\$ (1,163,481)</b>	<b>\$ 107,961</b>
<b>Changes in Temporarily Restricted Net Assets</b>				
Contributions	\$1,657,771	\$ 287,000	\$ 1,944,771	\$ 216,210
Net Assets Released from Restrictions	(66,944)	—	(66,944)	—
<b>Increase in Temporarily Restricted Net Assets</b>	<b>1,590,827</b>	<b>287,000</b>	<b>1,877,827</b>	<b>324,171</b>
<b>Increase in Net Assets</b>	<b>987,055</b>	<b>(272,709)</b>	<b>714,346</b>	<b>—</b>
<b>Net Assets, Beginning of Year</b>	<b>470,573</b>	<b>235,294</b>	<b>705,867</b>	<b>353,491</b>
<b>Net Assets, End of Year</b>	<b>\$1,457,628</b>	<b>\$ (37,415)</b>	<b>\$ 1,420,213</b>	<b>\$ 677,662</b>

# Empower at a Glance (FY 2007-2008)

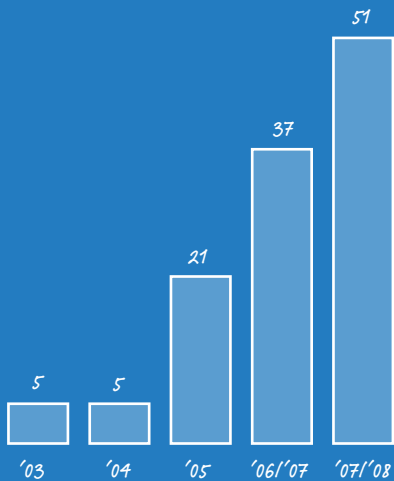
## Grant Distributions



## Use of Funds



## Number of Grants



## Sources of Funding

